

OUTLOOK

11 NOVEMBER 2014

Rate this Research



ANALYST CONTACTS

Rachael Royal McDonald 212-553-4456
 VP-Senior Analyst
 rachael.mcdonald@moody's.com

Florence Zeman 212-553-4836
 Associate Managing Director
 florence.zeman@moody's.com

Kendra M. Smith 212-553-4807
 MD-Public Finance
 kendra.smith@moody's.com

2015 Outlook - US State Housing Finance Agencies

Strong Margins Drive Stable Outlook

Summary

Our outlook for the US State Housing Finance Agency (HFA) sector is stable. This outlook reflects our expectations for the fundamental business, financial and economic conditions in the sector over the next 12-18 months.

Strong and improving margins (net revenue/total revenue), which reached 11% in 2013, drive our stable outlook for the US State HFA sector. We anticipate that margins will increase incrementally in 2014 and 2015 as revenue from loan sales increases, full spread mortgages drive revenue growth and loan portfolio performance continues to improve. While HFA margins are the key driver of the outlook, strong margins must come in tandem with an ability to cover operating expenses with mortgage loan revenues, as demonstrated by a healthy ratio of mortgage loan interest income/general and administrative (G&A) expenses. This ratio declined to a low 3.6x in 2014; a drop below 3x could introduce instability into the sector.

- » **We expect state HFA margins to continue rising, albeit more slowly, in the next 12-18 months.** Revenues from loan sales will increase incrementally and HFAs will continue to enjoy the benefits of full-spread mortgage loans. However, we expect that margins will remain below the pre-crisis peak level of 15%.
- » **Mortgage loan revenues, HFAs' most stable long-term revenue source, continue to cover G&A expenses by a margin of 3.6x in 2014.** However, this ratio has declined significantly since 2008 due to run-off of mortgage loan portfolios and a further decline below 3.0x would be a risk factor for the sector.
- » **What could change our outlook.** Margins of 10%-15% support a stable sector outlook; margins above 15% could drive a positive sector outlook and margins below 10% could drive a negative outlook. However, additional factors, such as HFAs' ability to cover G&A with mortgage loan revenues as well as weakness in portfolio performance could preclude a positive sector outlook despite strong financial performance.

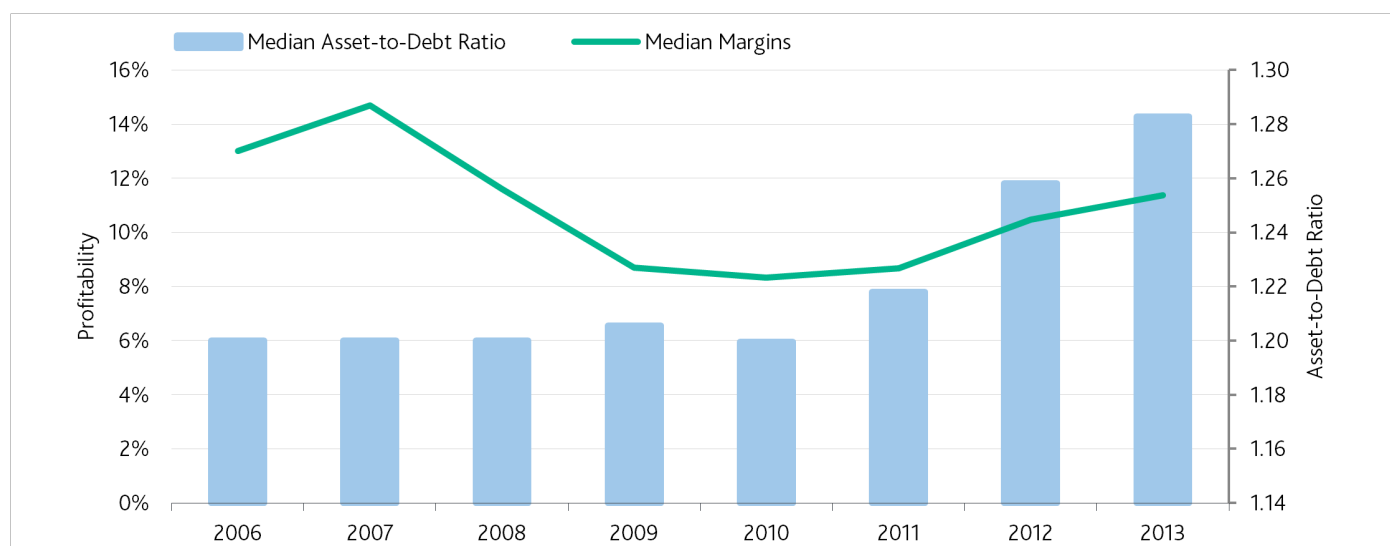
State HFA margins continue upward trend

State HFA margins continued to rise in 2013, hitting 11%, and we anticipate they will increase incrementally in the next 12-18 months (see Exhibit 1). Rising margins have resulted from the shift in HFA business models to finance loan originations via a combination of both bond financing, their legacy operating model, and by selling loans through secondary market channels. Rising margins are attributable to the following:

- » Full-spread mortgage loans continue to be the key driver of margin growth.
- » Fee income from secondary market transactions, including both transaction fees and servicing revenue, provide a new source of revenue for HFAs.
- » Increasing asset-to-debt ratios, as well as redemption of higher coupon bonds, contribute to higher margins.

Exhibit 1

HFA Financial Metrics Are Strong But Margins Lag Pre-Crisis Levels

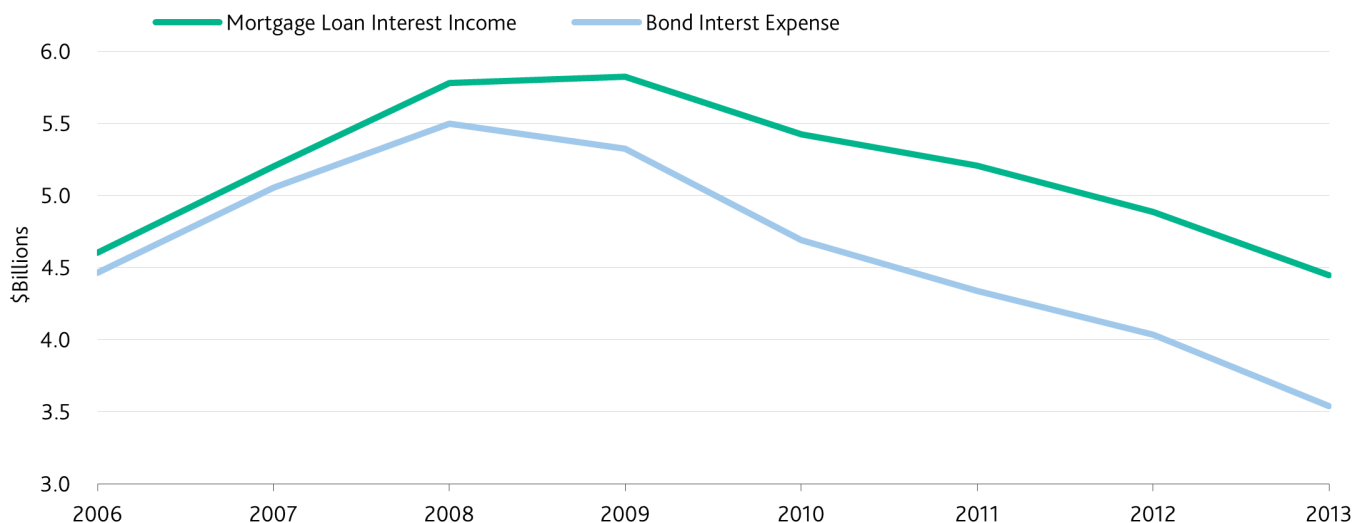


Source: Audited HFA Financial Statements

We anticipate that HFA margins will increase at a slower rate in the next 12-18 months and that margins will continue to lag pre-crisis levels, when they reached almost 15%. Most HFAs succeeded in ramping up their secondary market activity by 2013, so we expect that most of the financial gain from this activity has already been realized. Therefore, increases in margin will be primarily driven by continued run-off of the bond portfolios and the economic benefits of recent refundings (see Exhibit 2). Furthermore, higher interest rates would drive margins upwards as HFAs realize more income from investments.

This publication does not announce a credit rating action. For any credit ratings referenced in this publication, please see the ratings tab on the issuer/entity page on www.moody's.com for the most updated credit rating action information and rating history.

Exhibit 2

Increasing Spread Between Mortgage Income and Bond Costs Drives Margins

Source: Audited HFA Financial Statements

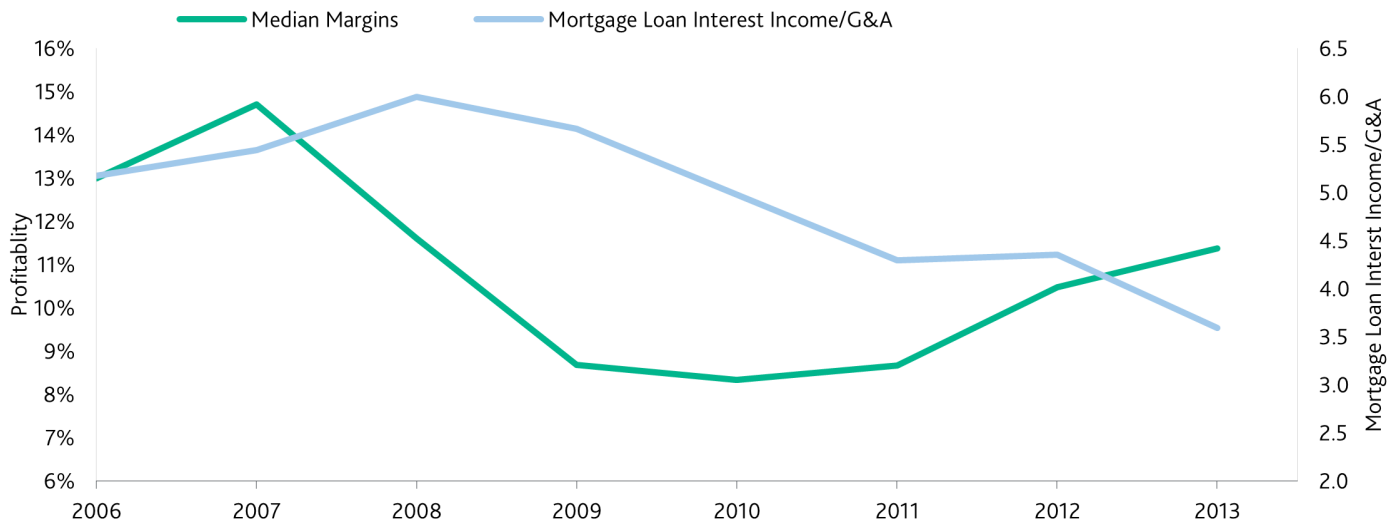
G&A coverage becomes key metric as balance sheets shrink

Historically, a key driver underpinning the sector's credit strength has been the availability of mortgage loan interest income, a long-term and predictable revenue stream, to cover operating costs. Since the financial crisis, HFA balance sheets have been contracting as HFAs have moved away from financing on-balance sheet mortgage loans to selling loans via secondary market channels. On-balance sheet loans, which were typically 30-year insured (or government sponsored enterprise (GSE) guaranteed) fixed-rate loans, provided a long-term, relatively predictable revenue stream to support agency operations.

In contrast, selling loans via the TBA market or directly to the GSEs produces point-in-time fee income that is more volatile due to its dependency on the current market conditions. Some of this volatility is off-set for those HFAs that continue to service the loans that they sell, but the servicing income is not comparable to the volume of net interest revenue received from on-balance sheet loans. Therefore, HFA revenue streams have become exposed to increased volatility as HFAs have changed their loan financing mechanisms.

In order to measure the impact of long-term vs. point-in-time revenue on the HFA sector, we utilize the ratio of mortgage loan interest income to G&A expenses, a proxy for agency operating costs. This ratio remained healthy at 3.6x as of 2013, although it has been declining since 2008 due to run-off of loan portfolios (see Exhibit 3). A decline to below 3x would indicate a negative trend for the sector, even if fee income or investment was driving up margins, as HFAs would have less predictable sources of income paying their operating costs.

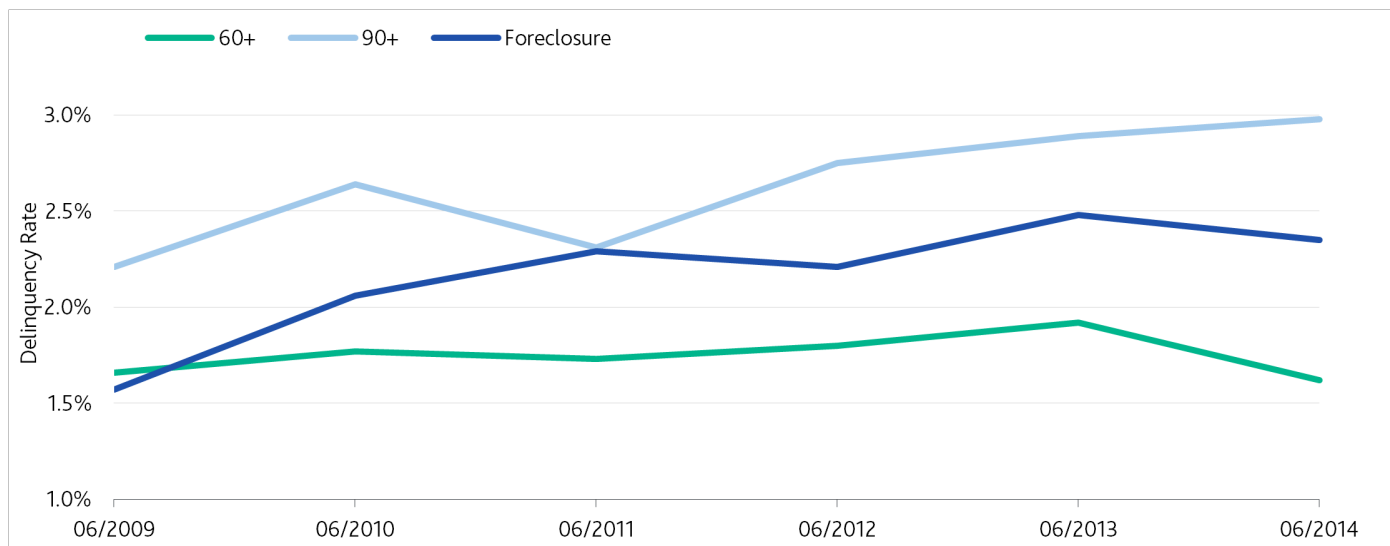
Exhibit 3
Coverage of G&A Expenses by Mortgage Loan Revenues is Declining, Introducing Risk



Source: Audited HFA Financial Statements

HFA portfolio performance continues to strengthen, which will bolster both current and future mortgage loan interest income (see Exhibit 4). A year-over-year decline of over 4% in single-family delinquencies, as of June 30, 2014, will both reduce loan losses and help to steady monthly mortgage loan revenues. The substantial decline in the 60-89 days' category to 1.62%, the lowest in the past five years, indicates that fewer loans are becoming delinquent, thereby curtailing the growth of the foreclosure pipeline and ultimately, the potential loan losses to the program.

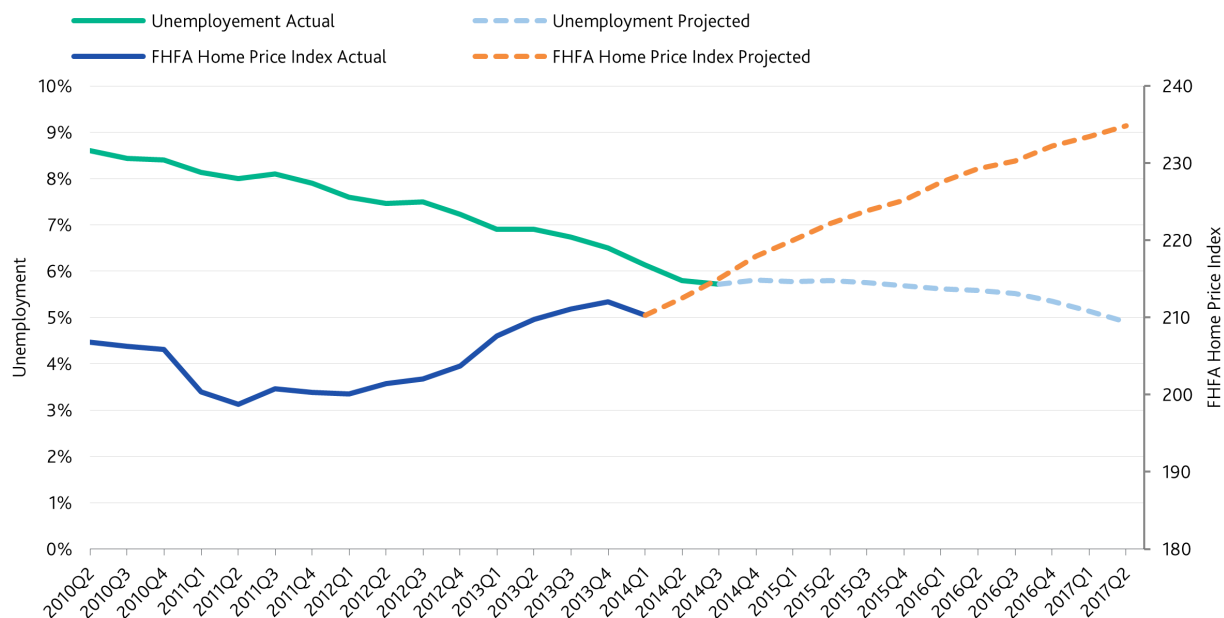
Exhibit 4
Improving Single Family Portfolio Performance Will Bolster Mortgage Loan Income



Source: HFA Surveys

We expect single-family portfolio performance to continue to improve at a measured pace as the stress of unemployment eases and median home prices continue their upward trend (see Exhibit 5). Multi-family performance continues to be strong, with delinquencies under 1%.

Exhibit 5

Unemployment and Home Prices Will Continue to Improve, Bolstering Portfolio Performance

Source: Moody's Economy.com, Federal Housing Finance Administration

What could change the outlook

Margins of over 15% would provide HFAs with enough cushion to weather a housing or economic crisis that rivaled the most recent one. Between 2007 and 2010, median HFA margins declined seven basis points from 15% to 8%. Operating margins of over 15% would signal that HFAs had enough income to endure a similarly stressful hit to their income.

Margins over 15% are not the only prerequisite for a positive outlook. In addition to strong financial performance, HFAs must make a marked return to financing on-balance sheet mortgage loans so that they have a predictable revenue stream to cover their operating costs. A ratio of mortgage loan interest income/G&A expenses of over 4x would indicate strong coverage of G&A expenses. In addition, strong portfolio performance would also be a prerequisite to a positive sector outlook.

Conversely, several factors could drive a negative sector outlook including operating margins under 10%, mortgage loan interest income/G&A expenses of under 3x or a significant weakening of portfolio performance.

Moody's Related Research**Special Comments:**

- » [Single Family Delinquencies for 2nd Quarter 2014 Decline for State HFAs, October 2014 \(176619\)](#)
- » [New Financing Tools Pose Few Risks to HFAs, June 2014 \(171484\)](#)

Median Reports:

- » [US Housing Finance Agencies FY 2013 Medians Show Continued Strength in Profits Driven by Continued Loan Origination, August 2014 \(174747\)](#)

© 2014 Moody's Corporation, Moody's Investors Service, Inc., Moody's Analytics, Inc. and/or their licensors and affiliates (collectively, "MOODY'S"). All rights reserved.

CREDIT RATINGS ISSUED BY MOODY'S INVESTORS SERVICE, INC. AND ITS RATINGS AFFILIATES ("MIS") ARE MOODY'S CURRENT OPINIONS OF THE RELATIVE FUTURE CREDIT RISK OF ENTITIES, CREDIT COMMITMENTS, OR DEBT OR DEBT-LIKE SECURITIES, AND CREDIT RATINGS AND RESEARCH PUBLICATIONS PUBLISHED BY MOODY'S ("MOODY'S PUBLICATIONS") MAY INCLUDE MOODY'S CURRENT OPINIONS OF THE RELATIVE FUTURE CREDIT RISK OF ENTITIES, CREDIT COMMITMENTS, OR DEBT OR DEBT-LIKE SECURITIES. MOODY'S DEFINES CREDIT RISK AS THE RISK THAT AN ENTITY MAY NOT MEET ITS CONTRACTUAL, FINANCIAL OBLIGATIONS AS THEY COME DUE AND ANY ESTIMATED FINANCIAL LOSS IN THE EVENT OF DEFAULT. CREDIT RATINGS DO NOT ADDRESS ANY OTHER RISK, INCLUDING BUT NOT LIMITED TO: LIQUIDITY RISK, MARKET VALUE RISK, OR PRICE VOLATILITY. CREDIT RATINGS AND MOODY'S OPINIONS INCLUDED IN MOODY'S PUBLICATIONS ARE NOT STATEMENTS OF CURRENT OR HISTORICAL FACT. MOODY'S PUBLICATIONS MAY ALSO INCLUDE QUANTITATIVE MODEL-BASED ESTIMATES OF CREDIT RISK AND RELATED OPINIONS OR COMMENTARY PUBLISHED BY MOODY'S ANALYTICS, INC. CREDIT RATINGS AND MOODY'S PUBLICATIONS DO NOT CONSTITUTE OR PROVIDE INVESTMENT OR FINANCIAL ADVICE, AND CREDIT RATINGS AND MOODY'S PUBLICATIONS ARE NOT AND DO NOT PROVIDE RECOMMENDATIONS TO PURCHASE, SELL, OR HOLD PARTICULAR SECURITIES. NEITHER CREDIT RATINGS NOR MOODY'S PUBLICATIONS COMMENT ON THE SUITABILITY OF AN INVESTMENT FOR ANY PARTICULAR INVESTOR. MOODY'S ISSUES ITS CREDIT RATINGS AND PUBLISHES MOODY'S PUBLICATIONS WITH THE EXPECTATION AND UNDERSTANDING THAT EACH INVESTOR WILL, WITH DUE CARE, MAKE ITS OWN STUDY AND EVALUATION OF EACH SECURITY THAT IS UNDER CONSIDERATION FOR PURCHASE, HOLDING, OR SALE.

MOODY'S CREDIT RATINGS AND MOODY'S PUBLICATIONS ARE NOT INTENDED FOR USE BY RETAIL INVESTORS AND IT WOULD BE RECKLESS FOR RETAIL INVESTORS TO CONSIDER MOODY'S CREDIT RATINGS OR MOODY'S PUBLICATIONS IN MAKING ANY INVESTMENT DECISION. IF IN DOUBT YOU SHOULD CONTACT YOUR FINANCIAL OR OTHER PROFESSIONAL ADVISER.

ALL INFORMATION CONTAINED HEREIN IS PROTECTED BY LAW, INCLUDING BUT NOT LIMITED TO, COPYRIGHT LAW, AND NONE OF SUCH INFORMATION MAY BE COPIED OR OTHERWISE REPRODUCED, REPACKAGED, FURTHER TRANSMITTED, TRANSFERRED, DISSEMINATED, REDISTRIBUTED OR RESOLD, OR STORED FOR SUBSEQUENT USE FOR ANY SUCH PURPOSE, IN WHOLE OR IN PART, IN ANY FORM OR MANNER OR BY ANY MEANS WHATSOEVER, BY ANY PERSON WITHOUT MOODY'S PRIOR WRITTEN CONSENT.

All information contained herein is obtained by MOODY'S from sources believed by it to be accurate and reliable. Because of the possibility of human or mechanical error as well as other factors, however, all information contained herein is provided "AS IS" without warranty of any kind. MOODY'S adopts all necessary measures so that the information it uses in assigning a credit rating is of sufficient quality and from sources MOODY'S considers to be reliable including, when appropriate, independent third-party sources. However, MOODY'S is not an auditor and cannot in every instance independently verify or validate information received in the rating process or in preparing the Moody's Publications.

To the extent permitted by law, MOODY'S and its directors, officers, employees, agents, representatives, licensors and suppliers disclaim liability to any person or entity for any indirect, special, consequential, or incidental losses or damages whatsoever arising from or in connection with the information contained herein or the use of or inability to use any such information, even if MOODY'S or any of its directors, officers, employees, agents, representatives, licensors or suppliers is advised in advance of the possibility of such losses or damages, including but not limited to: (a) any loss of present or prospective profits or (b) any loss or damage arising where the relevant financial instrument is not the subject of a particular credit rating assigned by MOODY'S.

To the extent permitted by law, MOODY'S and its directors, officers, employees, agents, representatives, licensors and suppliers disclaim liability for any direct or compensatory losses or damages caused to any person or entity, including but not limited to by any negligence (but excluding fraud, willful misconduct or any other type of liability that, for the avoidance of doubt, by law cannot be excluded) on the part of, or any contingency within or beyond the control of, MOODY'S or any of its directors, officers, employees, agents, representatives, licensors or suppliers, arising from or in connection with the information contained herein or the use of or inability to use any such information.

NO WARRANTY, EXPRESS OR IMPLIED, AS TO THE ACCURACY, TIMELINESS, COMPLETENESS, MERCHANTABILITY OR FITNESS FOR ANY PARTICULAR PURPOSE OF ANY SUCH RATING OR OTHER OPINION OR INFORMATION IS GIVEN OR MADE BY MOODY'S IN ANY FORM OR MANNER WHATSOEVER.

Moody's Investors Service, Inc., a wholly-owned credit rating agency subsidiary of Moody's Corporation ("MCO"), hereby discloses that most issuers of debt securities (including corporate and municipal bonds, debentures, notes and commercial paper) and preferred stock rated by Moody's Investors Service, Inc. have, prior to assignment of any rating, agreed to pay to Moody's Investors Service, Inc. for appraisal and rating services rendered by it fees ranging from \$1,500 to approximately \$2,500,000. MCO and MIS also maintain policies and procedures to address the independence of MIS's ratings and rating processes. Information regarding certain affiliations that may exist between directors of MCO and rated entities, and between entities who hold ratings from MIS and have also publicly reported to the SEC an ownership interest in MCO of more than 5%, is posted annually at www.moody.com under the heading "Investor Relations — Corporate Governance — Director and Shareholder Affiliation Policy."

For Australia only: Any publication into Australia of this document is pursuant to the Australian Financial Services License of MOODY'S affiliate, Moody's Investors Service Pty Limited ABN 61 003 399 657 AFSL 336969 and/or Moody's Analytics Australia Pty Ltd ABN 94 105 136 972 AFSL 383569 (as applicable). This document is intended to be provided only to "wholesale clients" within the meaning of section 761G of the Corporations Act 2001. By continuing to access this document from within Australia, you represent to MOODY'S that you are, or are accessing the document as a representative of, a "wholesale client" and that neither you nor the entity you represent will directly or indirectly disseminate this document or its contents to "retail clients" within the meaning of section 761G of the Corporations Act 2001. MOODY'S credit rating is an opinion as to the creditworthiness of a debt obligation of the issuer, not on the equity securities of the issuer or any form of security that is available to retail clients. It would be dangerous for "retail clients" to make any investment decision based on MOODY'S credit rating. If in doubt you should contact your financial or other professional adviser.

For Japan only: Moody's Japan K.K. ("MJKK") is a wholly-owned credit rating agency subsidiary of Moody's Group Japan G.K., which is wholly-owned by Moody's Overseas Holdings Inc., a wholly-owned subsidiary of MCO. Moody's SF Japan K.K. ("MSFJ") is a wholly-owned credit rating agency subsidiary of MJKK. MSFJ is not a Nationally Recognized Statistical Rating Organization ("NRSRO"). Therefore, credit ratings assigned by MSFJ are Non-NRSRO Credit Ratings. Non-NRSRO Credit Ratings are assigned by an entity that is not a NRSRO and, consequently, the rated obligation will not qualify for certain types of treatment under U.S. laws. MJKK and MSFJ are credit rating agencies registered with the Japan Financial Services Agency and their registration numbers are FSA Commissioner (Ratings) No. 2 and 3 respectively.

MJKK or MSFJ (as applicable) hereby disclose that most issuers of debt securities (including corporate and municipal bonds, debentures, notes and commercial paper) and preferred stock rated by MJKK or MSFJ (as applicable) have, prior to assignment of any rating, agreed to pay to MJKK or MSFJ (as applicable) for appraisal and rating services rendered by it fees ranging from JPY200,000 to approximately JPY350,000,000.

MJKK and MSFJ also maintain policies and procedures to address Japanese regulatory requirements.

AUTHOR

Rachael Royal McDonald

